


CAD IT Company Overview



Paris, 24th July 2007



Overview of the Group

Financial results



Strategies

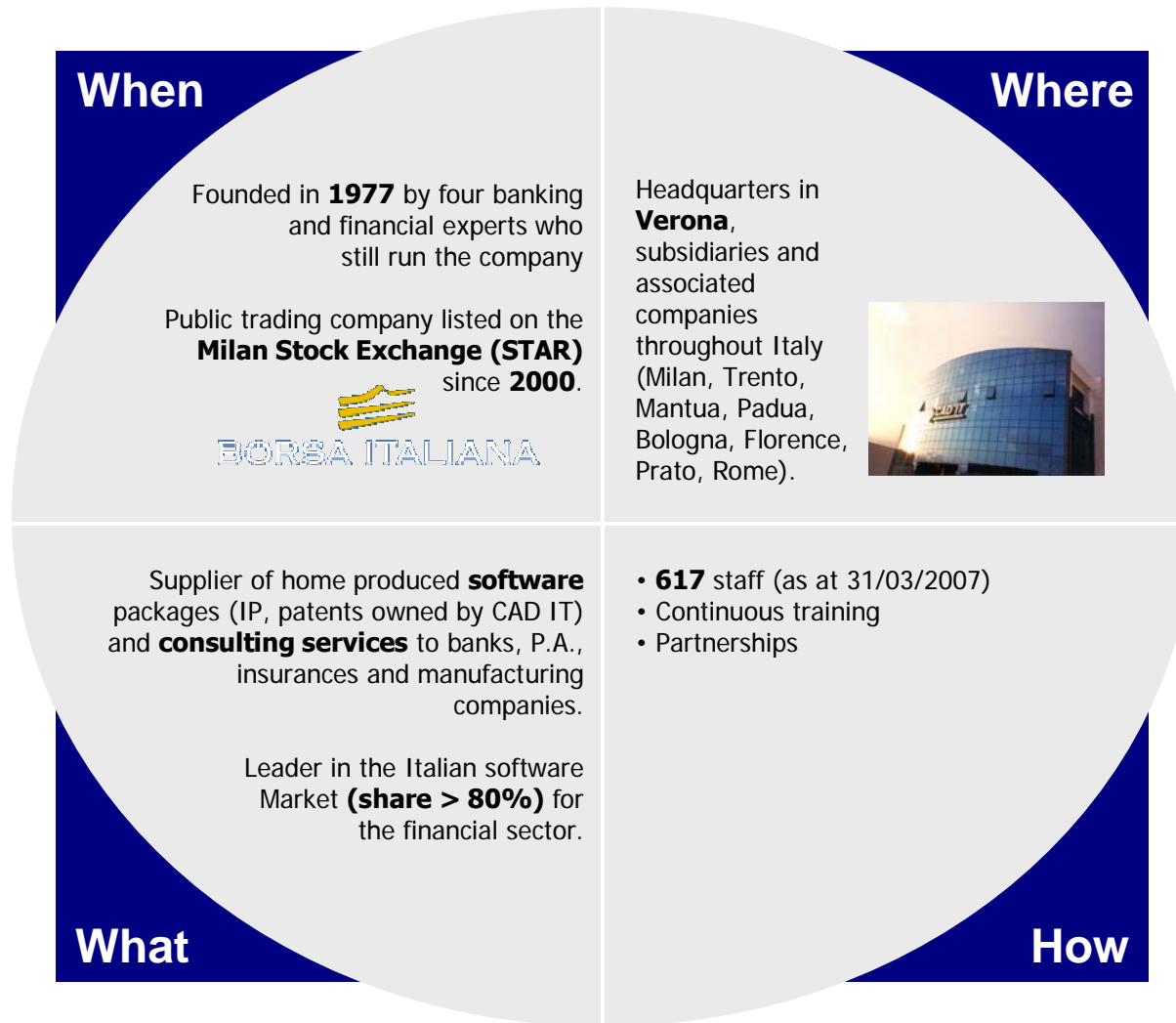


Press Releases and News



Attachment





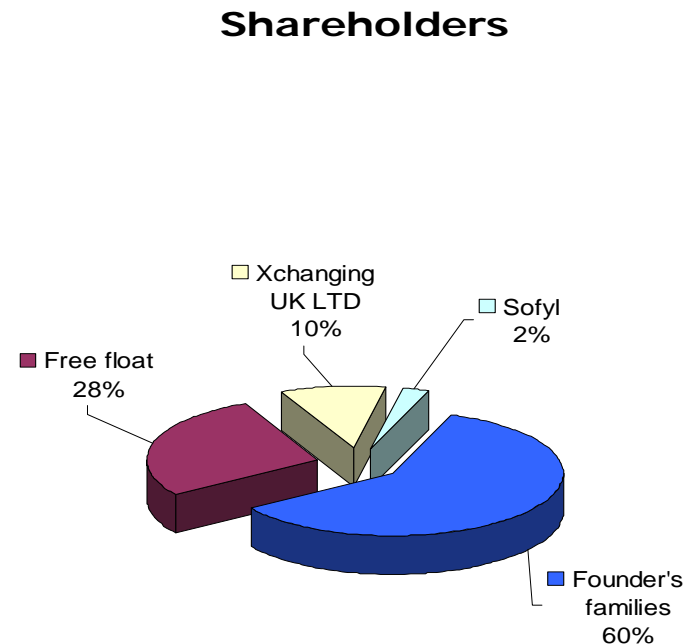
The **four founder families** control **60%** of the capital through equal stakes

There isn't a syndicate agreement between the families shareholders

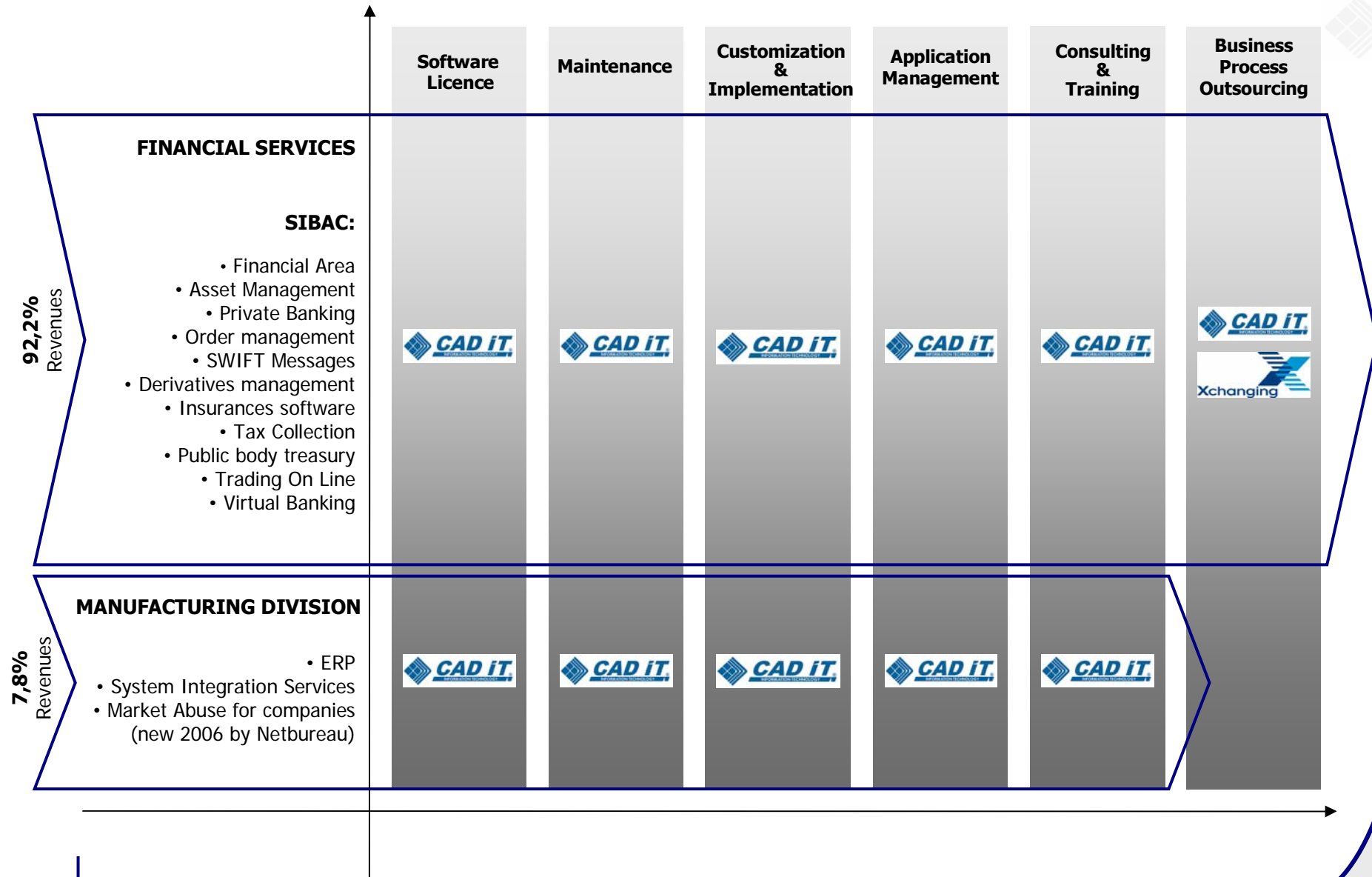
The **free float** is **28%**

Xchanging
(that controls **10%** of the capital)
is leader in the offering of
Global Business Process Outsourcing services

Sofyl
(**2%** of the capital)
is a company controlled by
the management of CAD IT



Corporate governance: CAD IT adheres to the Code of Conduct established for companies quoted on the Stock Exchange



The Partners

Technology Partners



THE TECHNOLOGY PARTNERS

Business Partners

PROMETEIA




Strategic Partners





Financial results

Overview of the Group



Strategies



Press Releases and News



Attachment



Financial results FY06/FY05

Consolidated FY Results as at 31st December 2006 (values are expressed in Thousand of Euro)

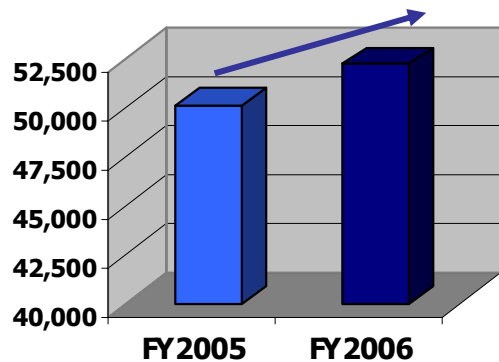
Consolidated Profit and Loss Account	FY2006	%	FY2005	%	Change	Δ
Income from sales and services	47,669	91.2%	44,889	89.5%	2,780	6.2%
Production value	52,243	100.0%	50,142	100.0%	2,101	4.2%
Costs for raw materials, subsidiaries etc.	(1,223)	(2.3%)	(984)	(2.0%)	(239)	24.3%
Service costs	(8,923)	(17.1%)	(8,807)	(17.6%)	(116)	1.3%
Other operational costs	(1,035)	(2.0%)	(1,055)	(2.1%)	20	(1.9%)
Added value	41,062	78.6%	39,295	78.4%	1,767	4.5%
Labour costs	(29,670)	(56.8%)	(29,998)	(59.8%)	(328)	(1.1%)
Other administrative expenses	(2,350)	(4.5%)	(2,280)	(4.5%)	(70)	3.1%
Gross operational result (EBITDA)	9,042	17.3%	7,017	14.0%	2,025	28.9%
Amortizations and Depreciation	(1,663)	(3.2%)	(1,512)	(3.0%)	(152)	10.0%
Operational result (EBIT)	7,380	14.1%	5,506	11.0%	1,874	34.0%
Financial receipts (charges)	157	(0.3%)	227	(0.5%)	(70)	(30.8%)
Ordinary result	7,536	14.4%	5,733	11.4%	1,803	31.5%
Revaluations and depreciations	27	0.1%	(224)	(0.4%)	251	(112.0%)
Pre-tax and pre-third party share result	7,563	14.5%	5,509	11.0%	2,055	37.3%
Income taxes	(4,303)	(8.2%)	(3,796)	(7.6%)	(507)	13.4%
Third party (profit)loss for the period	(300)	(0.6%)	(196)	(0.4%)	(103)	52.6%
Profit (loss) for the period	2,961	5.7%	1,517	3.0%	1,444	95.2%

Net Consolidated Financial Position	at 31.12.2006	at 31.12.2005	Δ
	8,084	8,347	(3.3%)

Financial results FY2005/FY2006

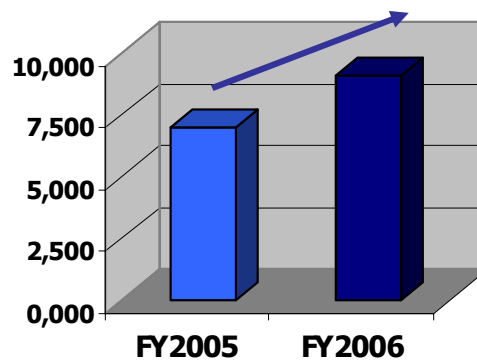
+4%

Revenues



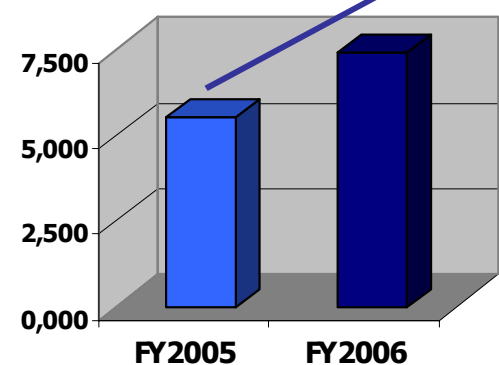
+29%

EBITDA



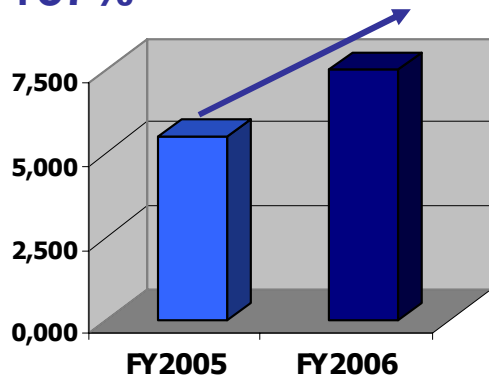
+34%

EBIT



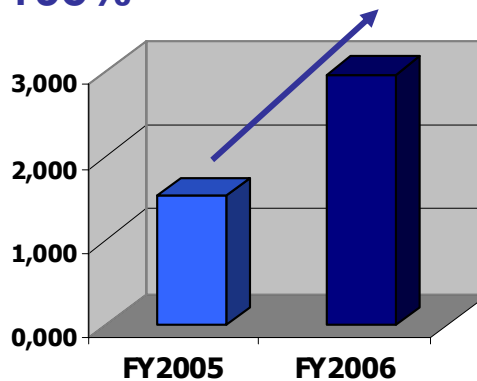
+37%

EBT



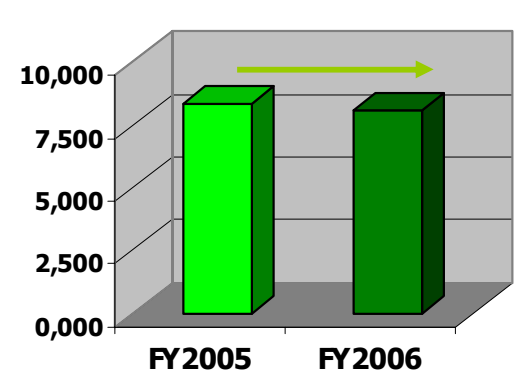
+95%

GROUP NET PROFIT



-3%

NFP



Financial results 1Q2007/1Q2006

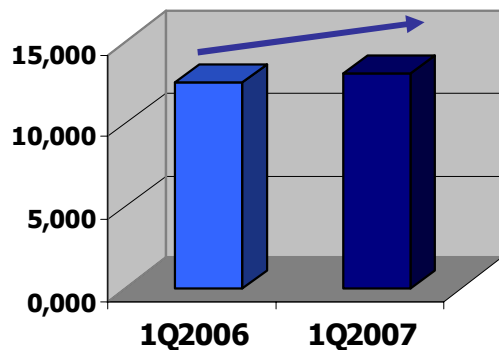
First Quarterly Report as at 31st March 2007 (values are consolidated and expressed in Thousand Euro)

Consolidated Profit and Loss Account	1Q2007	%	1Q2006	%	Change	Δ
Income from sales and services	12,186	93.3%	11,503	91.6%	682	5.9%
Production value	13,064	100.0%	12,552	100.0%	512	4.1%
Costs for raw materials, subsidiaries etc.	(368)	(2.8%)	(273)	(2.2%)	(95)	34.9%
Service costs	(2,169)	(16.6%)	(2,106)	(16.8%)	(63)	3.0%
Other operational costs	(167)	(1.3%)	(190)	(1.5%)	23	(12.3%)
Added value	10,360	79.3%	9,983	79.5%	378	3.8%
Labour costs	(7,480)	(57.3%)	(7,405)	(59.0%)	(74)	1.0%
Other administrative expenses	(597)	(4.6%)	(598)	(4.8%)	1	(0.2%)
Gross operational result (EBITDA)	2,284	17.5%	1,979	15.8%	304	15.4%
Amortizations and Depreciation	(477)	(3.7%)	(391)	(3.0%)	(86)	22.0%
Operational result (EBIT)	1,807	13.8%	1,588	12.7%	219	13.8%
Financial receipts (charges)	18	0.1%	27	0.2%	(10)	(33.3%)
Ordinary result	1,825	14.0%	1,616	12.9%	209	12.9%
Revaluations and depreciations	65	0.5%	(66)	(0.5%)	131	(198.9%)
Pre-tax and pre-third party share result	1,890	14.5%	1,550	12.3%	340	21.9%
Third party (profit)loss for the period	(124)	(0.9%)	(184)	(1.5%)	61	(33.0%)
Profit (loss) for the period	1,766	13.5%	1,366	10.9%	401	29.3%

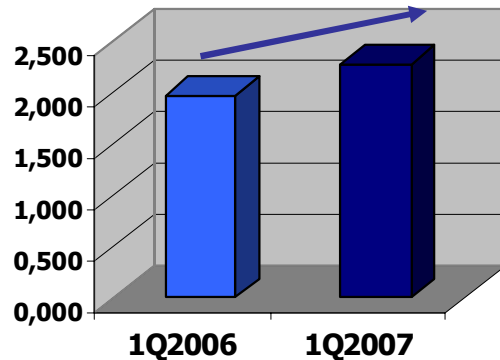
Net Consolidated Financial Position	at 31.03.2007	at 31.12.2006	Δ
	9,927	8,084	22.8%

Financial results 1Q2006/1Q2007

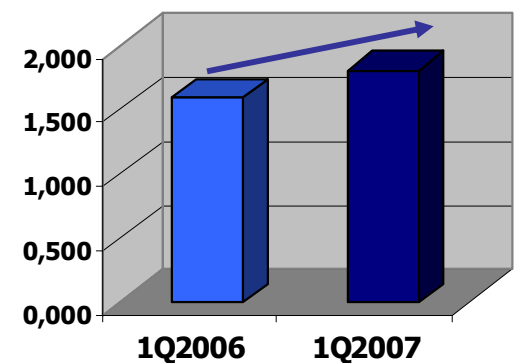
+4% Revenues



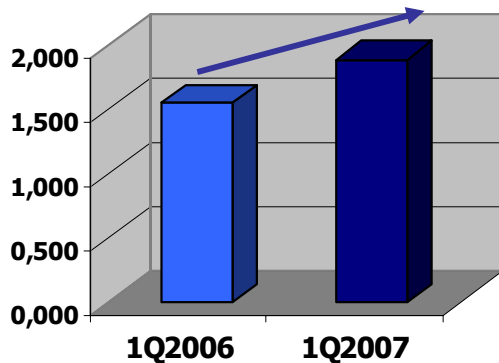
+15% EBITDA



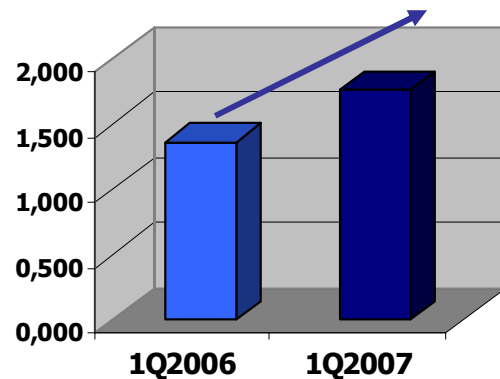
+14% EBIT



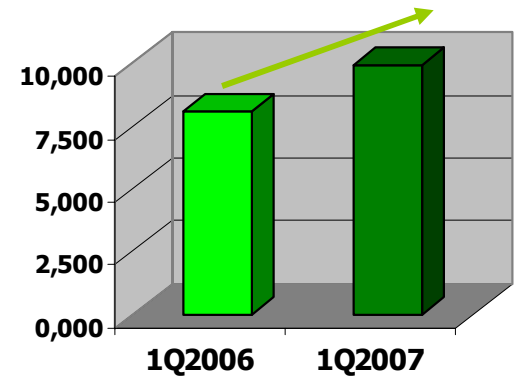
+22% EBT

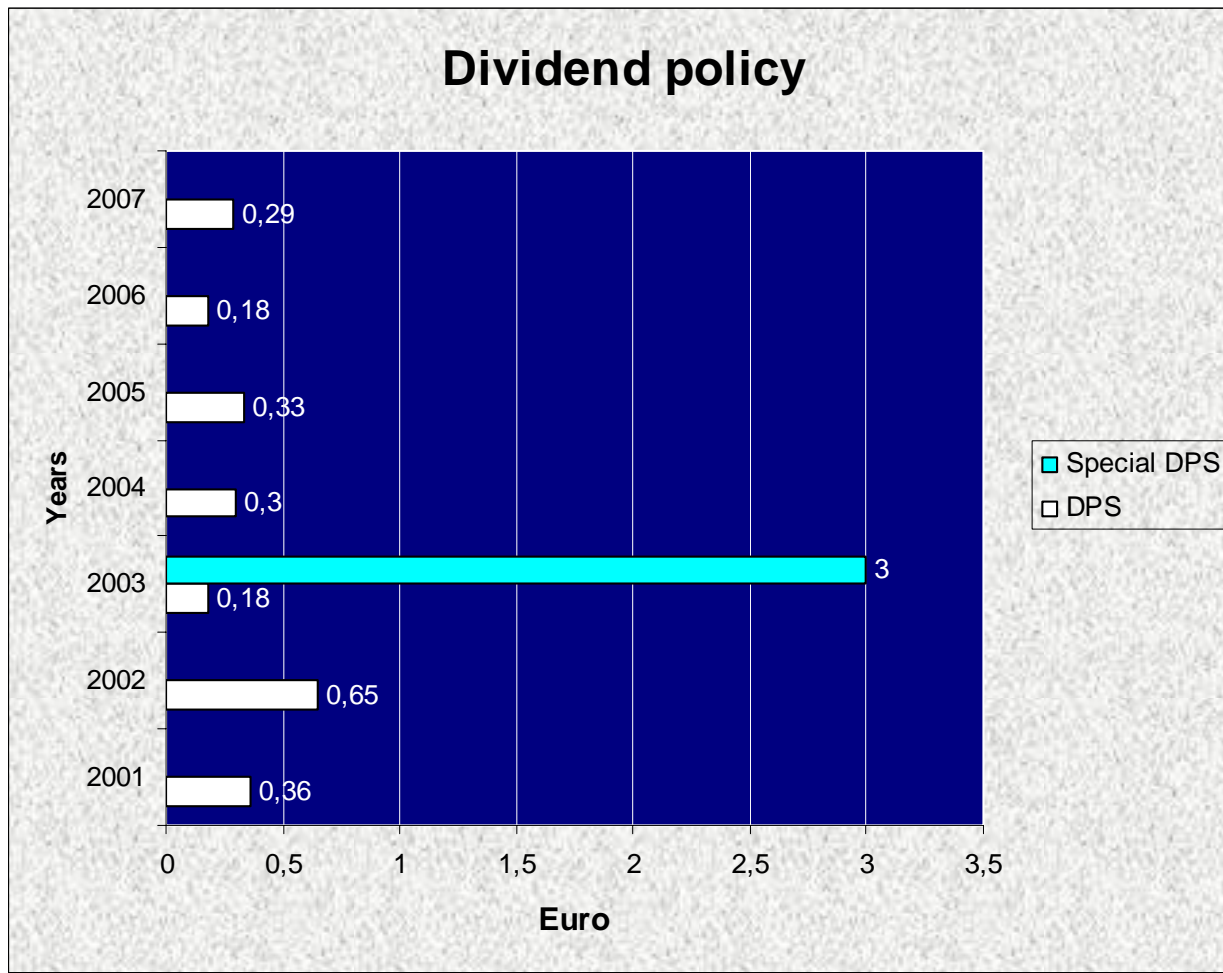


+29% GROUP PRE-TAX PROFIT



+23% NFP





Coupon detach date: **14th May 2007**
Dividend payment date: **17th May 2007**



Strategies

Overview of the Group



Financial results



Press Releases and News



Attachment



One off (2007 – 2008)

- MiFID (Markets in Financial Instruments Directive)
- System Integration

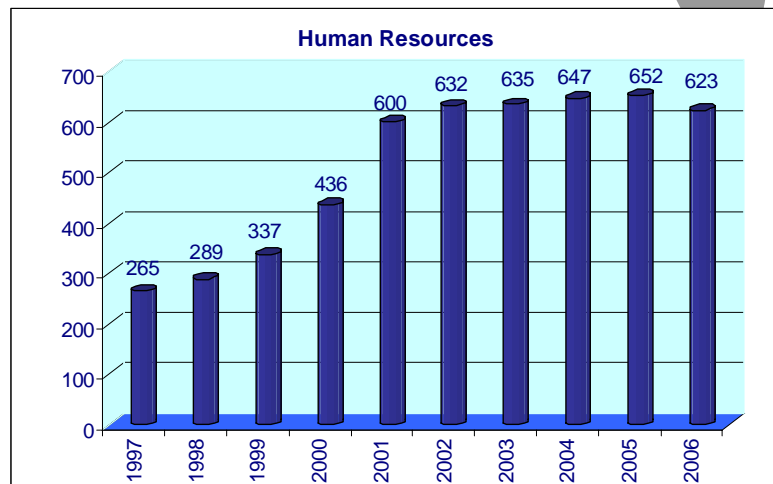
Structural (2007 – 2010)

- Xchanging
- Insurances
- New Customer

Other opportunities (2007 – 2010)

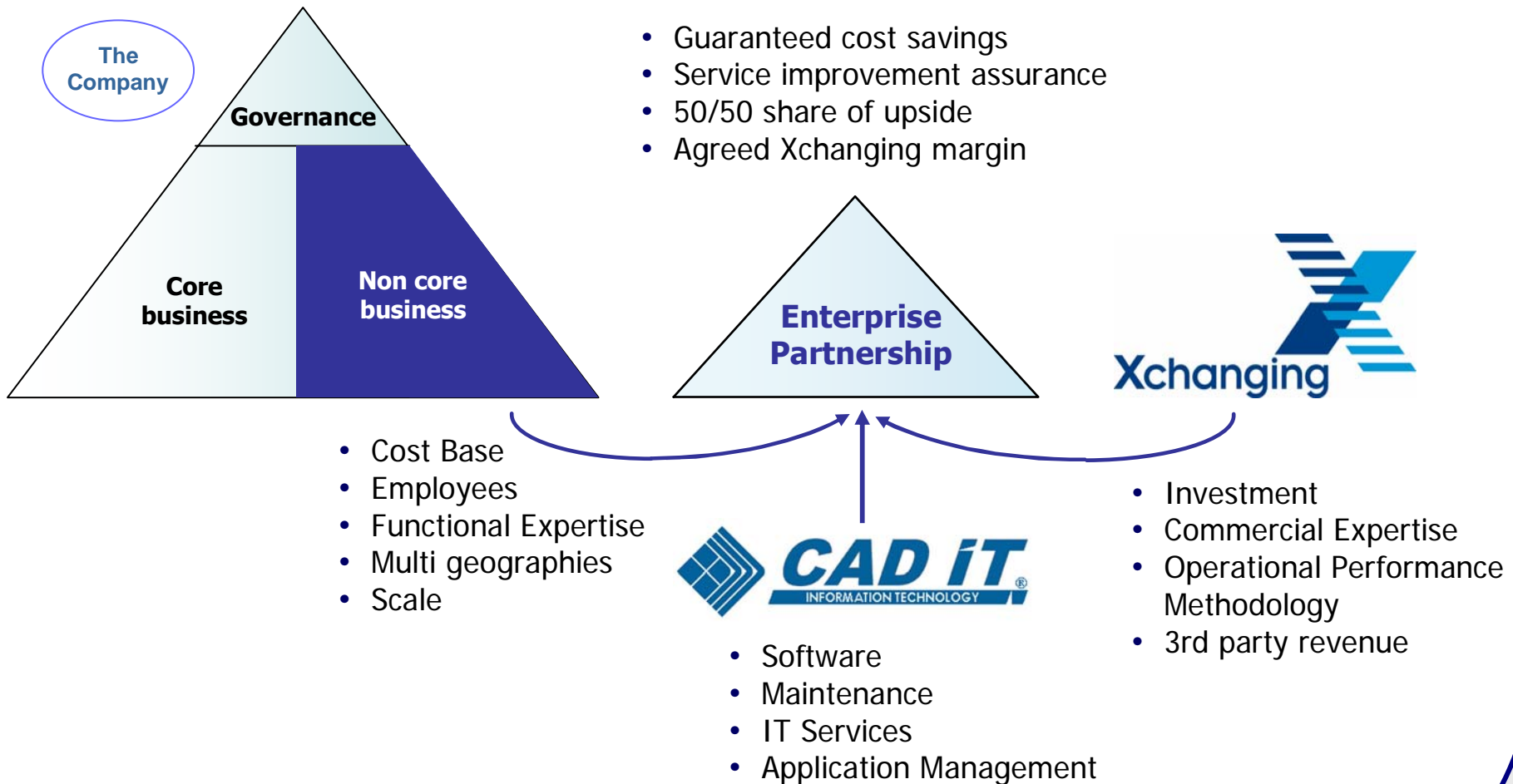
- Local Tax Collection
- Acquisitions

Human Resources and R&D costs



- Variability of:
 - personnel expenses
 - services cost (external resources)
- R&D:
 - growth amortization of capitalized R&D costs
 - reduction of capitalized R&D costs

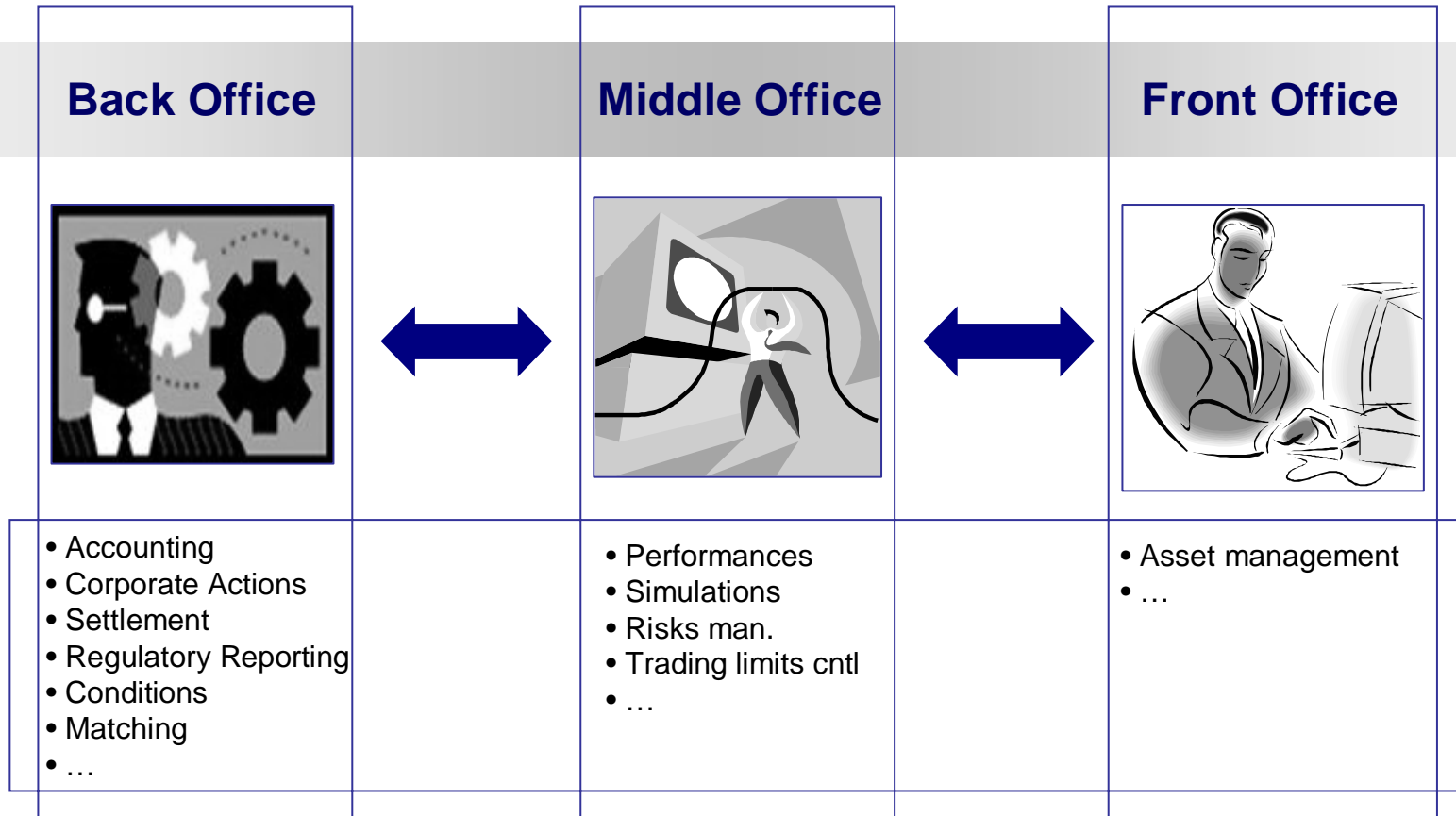
CAD IT and Xchanging partnering to achieve... ...a profitable commercial processing services company



Press release

21st November 2006

CAD IT ENTERS THE FINANCIAL SOFTWARE AND SERVICES MARKET FOR INSURANCE





Overview of the Group



Financial results



Strategies



Press Releases and News

Attachment



21st November 2006

CAD IT ENTERS THE FINANCIAL SOFTWARE AND SERVICES MARKET FOR INSURANCE

CAD IT has announced the signing of an agreement with an important Italian Insurance Group with the aim of selling a software package for integrated financial management.

The solution, aimed at Insurance Companies, will be marketed in Italy and abroad as of next spring.

5th February 2007

CAD IT & XCHANGING SIGN AN EXCLUSIVE INTERNATIONAL PARTNERING AGREEMENT

The partnering agreement reinforces the objectives of the original letter of intent, signed in November 2005, which comprised the following:

- *CAD IT will be the preferred supplier of application solutions for the Xchanging Financial Services division. Xchanging will involve CAD IT in all international projects aimed at delivering software solutions for the financial services sector;*
- *Xchanging and CAD IT will continue their analysis of the business potential of the Italian market for business process services. Xchanging will be CAD IT's preferred partner for business services in Italy.*

18th April 2007

THE BANCA POPOLARE DELL'EMILIA ROMAGNA GROUP HAS CHOSEN TO IMPLEMENT THE NEW "LOCAL TAXES" PROCEDURE DEVELOPED BY CAD IT

CAD IT announces today the Banca Popolare dell'Emilia Romagna Group will be using its new software procedure to manage local taxes.

The solution developed by CAD IT will enable nominated bodies to carry out all operations regarding management of tributary and non tributary tax collection.



Overview of the Group



Financial results



Strategies



Press Releases and News



Attachment

About Xchanging

Xchanging, based in London, is a leading business processing services company serving financial markets, insurance markets, manufacturing and retail alongside new international markets.

Xchanging delivers better service at lower cost from its customers' back-office functions such as: customer administration, HR, procurement, finance and accounting. Founded in 1999, the company is represented today with 3,800 employees in 14 countries. Xchanging handles back-office business processing on behalf of its customers.

Business processing is about seizing the opportunity to drive fundamental change within an organization by moving from managing resources to managing services.



CAD IT's security performance



S&P Small cap 600

Performance **6 Months: + 40%**

Performance **1 Year: + 60%**

Tuesday 7 August 2007

- Board meeting: 2nd Quarterly Report 2007

Tuesday 25 September 2007

- Board meeting: Half Year Report 2007

Tuesday 13 November 2007

- Board meeting: 3rd Quarterly Report 2007



Q&A

Investor Relations Office

Michele Zanella

Daniela Corona

tel. +39 045 82 11 236

investor@cadit.it



Disclaimer

This document has been prepared by CAD IT S.p.A. solely for use in presentations of the Group's strategies and financials.

The information contained herein has not been independently verified.

No representation or warranty, express or implied, is made as to, and no reliance should be placed on, the fairness, accuracy, completeness or correctness of the information or opinions contained herein. Neither the company, its advisors or representatives shall have any liability whatsoever (in negligence or otherwise) for any loss howsoever arising from any use of this document or its contents or otherwise arising in connection with this document. The forward-looking information contained herein has been prepared on the basis of a number

of assumptions which may prove to be incorrect and, accordingly, actual results may vary.

This document does not constitute an offer or invitation to purchase or subscribe for any shares and no part of it shall form the basis of or be relied upon in connection with any contract or commitment whatsoever.

The information herein may not be reproduced or published in whole or in part, for any purpose, or distributed to any other party.

Acceptance of the present document automatically signifies recognition of the aforesaid constraints.

Tel. +39 045 82 11 236

Fax: +39 045 82 11 110

E-mail: investor@cadit.it

(e-mail alert service)

CAD IT S.p.A.

Via Torricelli, 44/a

37136 - Verona

Italy

Web site: www.cadit.it